



## ENVIRONMENTAL PRODUCT DECLARATION

In accordance with ISO 14025:2006 and  
EN 15804:2012+A2:2019/AC:2021 for:

## weber MD 16 Primer

**Version 1**

**Date of publication: 2025/01/08**

**Validity: 5 years**

**Valid until: 2030/01/08**

**Scope of the EPD®: Finland &  
Baltics**



THE INTERNATIONAL EPD® SYSTEM

The International EPD® System:

Program operator: EPD International AB

Registration number: EPD-IES-0017969

An EPD should provide current information and may be updated if conditions change. The stated validity is therefore subject to the continued registration and publication at [www.environdec.com](http://www.environdec.com)



## Programme information

**PROGRAMME:** The International EPD® System  
**ADDRESS:** EPD International AB - Box 210 60 - SE-100 31 Stockholm - Sweden  
**WEBSITE:** [www.environdec.com](http://www.environdec.com)  
**E-MAIL:** [info@environdec.com](mailto:info@environdec.com)

CEN standard EN 15804:2012+A2:2019/AC:2021 as the Core Product Category Rules (PCR)

**Product category rules (PCR):** PCR 2019:14 Construction Products, version 1.3.2

**PCR review was conducted by:** The Technical Committee of the International EPD® System. See [www.environdec.com](http://www.environdec.com) for a list of members. Review chair: Claudia A. Peña, University of Concepción, Chile. The review panel may be contacted via the Secretariat [www.environdec.com/contact](http://www.environdec.com/contact).

**Independent third-party verification of the declaration and data, according to ISO 14025:2006:**

☐ EPD process certification    ☒ EPD verification

**Third party verifier:** Anni Oviir, LCA Support - Rangi Maja OÜ

Tlf: +372 53448064 – email: [anni.oviir@lcasupport.com](mailto:anni.oviir@lcasupport.com)

Approved by: The International EPD® System

**Procedure for follow-up of data during EPD validity involves third part verifier:** ☐ Yes    ☒ No

The EPD owner has the sole ownership, liability and responsibility for the EPD.

EPDs within the same product category but registered in different EPD programmes may not be comparable. For two EPDs to be comparable, they shall be based on the same PCR (including the same version number up to the first two digits) or be based on fully aligned PCRs or versions of PCRs; cover products with identical functions, technical performances and use (e.g. identical DU/FU); have equivalent system boundaries and descriptions of data; apply equivalent data quality requirements, methods of data collection, and allocation methods; apply identical cut-off rules and impact assessment methods (including the same version of characterization factors); have equivalent content declarations; and be valid at the time of Comparison. For further information about comparability, see EN 15804:2012+A2:2019/AC:2021 and ISO 14025:2006.

## Product information

**Product name:** weber MD 16 Primer

**Declared unit:** 1 liter of product

**UN CPC CODE:** 35110 Paints and varnishes and related products

**GTIN Number(s):** 6415990148832 (1 l), 6415990731089 (3 l), 6415990731188 (10 l), 6415990155755 (20 l)

## Company information

**Manufacturer:** Saint-Gobain Finland Oy, Strömberginkuja 2 FI-00380 Helsinki, Finland

**Website:** [www.saint-gobain.fi](http://www.saint-gobain.fi)

**Production plant(s):** weber Parainen, Finland

**Management system - related certifications:** ISO 9001 (Certificate No.: EUFI29- 23001898-S1/EN), ISO 14001 (Certificate No.: EUFI29- 23001898-S2/EN)

## LCA & EPD Information

**Owner of the declaration:** Saint-Gobain Finland Oy

**Contact person:** Anne Kaiser ([anne.kaiser@saint-gobain.com](mailto:anne.kaiser@saint-gobain.com))

**EPD® prepared by:** Päivi Pesu ([paivi.pesu@saint-gobain.com](mailto:paivi.pesu@saint-gobain.com)) and Yves Coquelet ([yves.coquelet@saint-gobain.com](mailto:yves.coquelet@saint-gobain.com))

**Type of EPD:** Cradle to gate with options, modules C1-C4, module D and with optional modules A4 and A5

**Geographical scope of the EPD®:** Finland and Baltics

**Year of data collection:** 2023



# Product description

## Product description and description of use

This Environmental Product Declaration (EPD®) describes the environmental impacts of 1 liter of weber MD 16 Primer.

weber MD 16 Primer (FIN: weber MD 16 Dispersio) is used for priming for the substrate before applying screed. The product can be used as a primer for weber WP Waterproofing membrane according to separate instructions. Dispersion treatment improves the screed's adhesion to the substrate, prevents forming of air bubbles and prevents water absorbing from the screed into the substrate too quickly. It improves plaster adhesion on walls and ceilings, for example when levelling painted surfaces. The wear resistance of wall screed can be improved by replacing a portion of the water with weber MD 16 Primer. The product can also be used outdoors e.g. in balconies and terraces (see instructions first).

All technical characteristics and properties for the product can be found on the website: [www.fi.weber/lattiatkaisut-ja-tuotteet/lattipinnoitteet-ja-pohjusteet/weber-md-16-dispersio](http://www.fi.weber/lattiatkaisut-ja-tuotteet/lattipinnoitteet-ja-pohjusteet/weber-md-16-dispersio)

This EPD applies for one specific product produced in one single plant.

## Technical data/physical characteristics:

Technical data / physical characteristics	
Weight (kg/l)	1,05
Consumption (l/m²)	0,10-0,20

## Declaration of the main product components and/or materials

Description of the main components and/or materials:

Product components	Weight (%)	Post-consumer material weight (%)	Biogenic material weight (% and kg C/ DU)
Polymer	45 - 55%	0%	0 % and 0 kg
Water	45 - 55%	0%	0 % and 0 kg
Sum	100%	0%	0 % and 0 kg

Packaging materials*	Weight (kg)	Weight-% (vs the product)	Biogenic material, weight (kg C/ DU)
Plastic container w/ lid	0,041 kg	3,9 %	0 kg
LDPE film	0,001 kg	0,1 %	0 kg
Wooden pallet	0,05 kg	4,8 %	0,02 kg

\*) Most representative packaging is declared.

## Hazardous substances

At the date of issue of this declaration, there is no "Substance of Very High Concern" (SVHC) in concentration above 0,1% by weight, and neither do their packaging, following the European REACH regulation (Registration, Evaluation, Authorization and Restriction of Chemicals).

The verifier and the program operator do not make any claim nor have any responsibility of the legality of the product.

## LCA calculation information

Parameter	Information
<b>Type of EPD</b>	Cradle to gate with options, modules C1–C4, module D and with optional modules A4-A5
<b>Declared unit</b>	1 liter of product
<b>System boundaries</b>	Mandatory stages = A1-A3; C1-C4 and D; Optional stages = A4-A5
<b>Reference service life (RSL)</b>	The Reference Service Life (RSL) of the product is 50 years. This 50-year value is the amount of time that we recommend our products last for without refurbishment and corresponds to standard building design life.
<b>Cut-off rules</b>	<p>All data is available, no cut-off rules has been applied. In the case that there is not enough information, the process energy and materials representing less than 1% of the whole energy and mass used can be excluded (if they do not cause significant impacts). The addition of all the inputs and outputs excluded cannot be bigger than the 5% of the whole mass and energy used, as well of the emissions to environment occurred.</p> <p>Flows related to human activities such as employee transport are excluded.</p> <p>The construction of plants, production of machines and transportation systems are excluded since the related flows are supposed to be negligible compared to the production of the building product when compared at these systems lifetime level.</p>
<b>Allocations</b>	<p>Allocation has been avoided when possible and when not possible a mass allocation has been applied.</p> <p>The polluter pays and the modularity principles as well have been followed.</p>
<b>Geographical coverage and time period</b>	<p>Scope: Finland and Baltic countries</p> <p>Data is collected from one production site located in Finland</p> <p>Data collected for the year 2023</p>
<b>Background data source</b>	The databases Sphera 2023.2 and ecoinvent v.3.9.1
<b>Software</b>	Sphera LCA for experts (GaBi) 10

## LCA scope

System boundaries (X=included. ND=not declared)

	Product stage			Construction stage		Use stage							End of life stage				Benefits & loads beyond the system boundary
	Raw material supply	Transport	Manufacturing	Transport	Construction-Installation process	Use	Maintenance	Repair	Replacement	Refurbishment	Operational energy use	Operational water use	De-construction demolition	Transport	Waste processing	Disposal	Reuse-recovery
Module	A1	A2	A3	A4	A5	B1	B2	B3	B4	B5	B6	B7	C1	C2	C3	C4	D
Modules declared	X	X	X	X	X	ND	ND	ND	ND	ND	ND	ND	X	X	X	X	X
Geography	GLO	GLO	FIN	FIN & Baltics	EU-27	-	-	-	-	-	-	-	FIN & Baltics	FIN & Baltics	FIN & Baltics	FIN & Baltics	EU-27
Specific data used <sup>1</sup>	>4% GWP- GHG																
Variation products	0%																
Variation sites	0%																

## Life cycle stages



<sup>1</sup> For this study, specific data is considered as energy and water consumptions, and wastes related to the manufacturing process as well as transportation.



## A1-A3. Product stage

The product stage of the product is subdivided into 3 modules:

### A1. Raw materials supply

This module includes the extraction and transformation of raw materials.

### A2. Transport to the manufacturer

This module includes the transportation of raw materials to the manufacturing site. The modelling includes road and sea transportations.

### A3. Manufacturing

This module includes the manufacture of products and the manufacture of packaging. The manufacturing activities include mixing, packing and internal transportation. Packaging related flows in the production process and all upstream packaging are considered at this stage. The processing of any waste arising from this stage is also included.

During the manufacturing process, electricity based on 100% renewable electricity bought with Guarantee of Origin (GO) has been used. The amount of electricity purchases with GO's correspond to 100% of the electricity consumed at the manufacturing site, leaving 0% to be covered by Finnish national grid mix.

### Electricity information

The manufacturing plant uses the following electricity description.

Parameter	Value / description
Location	Electricity purchased by Saint-Gobain Finland Oy
Share of electricity covered by Guarantee of Origin	100% of the electricity consumption is covered by the GO 0 % of electricity consumption is covered by residual mix
Geographical representativeness description	Split of electricity bought with Guarantee of Origin: Hydro 100 %
Reference year	For GO: 2023 <i>The GO will be prolonged to be valid at least to the validity of this EPD.</i>
Type of dataset	Cradle to gate from Sphera and ecoinvent databases
Source	Residual mix: Sphera 2023 and ecoinvent 3.9.1 databases or International Energy Agency (IEA) Guarantee of Origin: Sphera dataset (2023) and Entelios
CO <sub>2</sub> emission (kg CO <sub>2</sub> eq. / kWh) (Based on Climate Change Fossil Indicator)	Guarantee of Origin: 0,00617 kg of CO <sub>2</sub> eq /kWh

## A4-A5. Construction process stage

The construction process is divided into 2 modules:

### A4. Transport to the building site:

This module includes transport from the factory gate to the building site. Transport is calculated based on a scenario with the parameters described in the following table.

Parameter	Value / Description
Fuel type and consumption of vehicle or vehicle type used for transport e.g., long distance truck, boat, etc.	Freight truck, maximum load weight of 27 t and consumption of 0,38 liters diesel per km.
Distance	204 km by truck

<b>Capacity utilization (including empty returns)</b>	90% of the capacity in weight 30% of empty returns
-------------------------------------------------------	-------------------------------------------------------

## A5. Installation in the building:

This module includes the parameters for installing the product at the building site. The product can be applied manually, thus does not require energy. Ancillary materials are negligible. Therefore, the following is assumed:

Parameter	Value / Description
<b>Secondary materials for installation (specified by materials)</b>	None
<b>Water use</b>	3 liters / liter of product
<b>Other resource use</b>	None
<b>Quantitative description of energy type (regional mix) and consumption during the installation process</b>	None
<b>Wastage of materials on the building site before waste processing, generated by the product's installation (specified by type)</b>	5% for product 100% for packaging
<b>Output materials (specified by type) as results of waste processing at the building site e.g., of collection for recycling, for energy recovering, disposal (specified by route)</b>	Product: 100% to landfill All packaging: 53% to recycling, 41% to landfill, 6% to recovery to energy
<b>Reuse of pallet</b>	7 times before end-of-life
<b>Distance to waste treatment facilities</b>	50 km to landfill by truck 50 km to recovery by truck

## B1-B7. Use stage

The use stage is not declared as product use and maintenance are considered negligible and impacts to air, soil and water have not been studied.

## C1-C4. End of Life Stage

This stage includes the next modules:

### C1. Deconstruction, demolition

The de-construction of the product takes part in the demolition of the entire construction. Thus, it is assumed that energy used directly for primer has minor significance and can be neglected.

### C2. Transport to waste processing

Transport to waste processing.

### C3. Waste processing for reuse, recovery and/or recycling

Waste processing for reuse, recovery and/or recycling. Not applicable in this study.

### C4. Disposal

The product is conservatively considered fully landfilled at the end of life.

## Description of the scenarios and additional technical information for the end of life:

Parameter	Value / Description
<b>Energy for de-construction / demolition</b>	none
<b>Collection process specified by type</b>	1,05 kg collected with mixed construction waste.



<b>Recovery system specified by type</b>	none
<b>Disposal specified by type</b>	1,05 kg of product to landfill
<b>Assumptions for scenario development (e.g., transportation)</b>	The waste going to landfill will be transported by truck with 27 t payload, consuming 0,38 liters diesel per km Distance to landfill: 50 km

## D. Reuse/recovery/recycling potential

The environmental benefits and loads from recyclable materials or energy recovery are considered as follows:

- Inputs of secondary materials: recycled raw materials for product and packaging, if relevant
- Outputs of secondary materials: packaging sent to recycling,
- Exported energy: packaging sent to incineration with energy recovery.

## LCA results

As specified in EN 15804:2012+A2:2019/AC:2021 and the Product-Category Rules, the environmental impacts are declared and reported using the baseline characterization factors are from the ILCD. Raw materials and energy consumption, as well as transport distances have been taken directly from the manufacturing plant. Characterization factors of EN15804 are based on EF 3.1.








The estimated impact results are only relative statements which do not indicate the end points of the impact categories, exceeding threshold values, safety margins or risks.

The results of the impact categories abiotic depletion of minerals and metals, land use, human toxicity (cancer), human toxicity, noncancer and ecotoxicity (freshwater) may be highly uncertain in LCAs that include capital goods/infrastructure in generic datasets in case infrastructure/capital goods contribute greatly to the total results. This is because the LCI data of infrastructure/capital goods used to quantify these indicators in currently available generic datasets sometimes lack temporal, technological, and geographical representativeness. Caution should be taken when using the results of these indicators for decision-making purposes.

Since this EPD includes module C, we strongly advise not to use the results of modules A1-A3 without considering the results of module C.











All figures refer to a declared unit of 1 liter of product.

## Environmental Impacts

		Product stage	Construction stage		Use stage							End of life stage				Benefits and loads beyond the life cycle
Environmental indicators		A1 / A2 / A3	A4 Transport	A5 Installation	B1 Use	B2 Maintenance	B3 Repair	B4 Replacement	B5 Refurbishment	B6 Operational energy use	B7 Operational water use	C1 Deconstruction / demolition	C2 Transport	C3 Waste processing	C4 Disposal	D Reuse, recovery, recycling
	Climate Change [kg CO <sub>2</sub> eq.]	1,68E+00	1,53E-02	1,85E-01	ND	ND	ND	ND	ND	ND	ND	0	3,76E-03	0	1,56E-02	-1,12E-02
	Climate Change (fossil) [kg CO <sub>2</sub> eq.]	1,75E+00	1,51E-02	1,09E-01	ND	ND	ND	ND	ND	ND	ND	0	3,72E-03	0	1,55E-02	-1,70E-02
	Climate Change (biogenic) [kg CO <sub>2</sub> eq.]	-6,76E-02	4,01E-05	7,57E-02	ND	ND	ND	ND	ND	ND	ND	0	1,01E-05	0	4,35E-05	5,68E-03
	Climate Change (land use change) [kg CO <sub>2</sub> eq.]	5,58E-04	1,43E-04	4,69E-05	ND	ND	ND	ND	ND	ND	ND	0	3,48E-05	0	4,90E-05	4,05E-05
	Ozone depletion [kg CFC-11 eq.]	1,19E-09	1,34E-15	1,56E-10	ND	ND	ND	ND	ND	ND	ND	0	4,89E-16	0	4,01E-14	3,33E-10
	Acidification terrestrial and freshwater [Mole of H+ eq.]	6,37E-03	1,74E-05	3,53E-04	ND	ND	ND	ND	ND	ND	ND	0	4,79E-06	0	1,12E-04	-1,65E-05
	Eutrophication freshwater [kg P eq.]	4,79E-05	5,61E-08	3,61E-06	ND	ND	ND	ND	ND	ND	ND	0	1,38E-08	0	3,18E-08	4,57E-06
	Eutrophication marine [kg N eq.]	1,63E-03	5,94E-06	1,02E-04	ND	ND	ND	ND	ND	ND	ND	0	1,68E-06	0	2,89E-05	1,09E-05
	Eutrophication terrestrial [Mole of N eq.]	1,68E-02	7,01E-05	9,49E-04	ND	ND	ND	ND	ND	ND	ND	0	1,96E-05	0	3,18E-04	4,53E-05
	Photochemical ozone formation - human health [kg NMVOC eq.]	5,27E-03	1,51E-05	3,01E-04	ND	ND	ND	ND	ND	ND	ND	0	4,19E-06	0	8,73E-05	-3,76E-05
	Resource use, mineral and metals [kg Sb eq.] <sup>2</sup>	5,61E-07	1,00E-09	5,99E-08	ND	ND	ND	ND	ND	ND	ND	0	2,49E-10	0	7,29E-10	-4,96E-08
	Resource use, energy carriers [MJ] <sup>2</sup>	4,89E+01	2,09E-01	2,58E+00	ND	ND	ND	ND	ND	ND	ND	0	5,11E-02	0	2,10E-01	-1,28E+00
	Water deprivation potential [m³ world equiv.] <sup>2</sup>	4,49E-01	1,77E-04	1,74E-01	ND	ND	ND	ND	ND	ND	ND	0	4,54E-05	0	1,73E-03	-1,21E-02









<sup>2</sup> Disclaimer 2: The results of this environmental impact indicator shall be used with care as the uncertainties on these results are high or as there is limited experienced with the indicator.

## Resources Use


Resources Use indicators	Product stage	Construction stage		Use stage							End of life stage				Benefits and loads beyond the life cycle
	A1 / A2 / A3	A4 Transport	A5 Installation	B1 Use	B2 Maintenance	B3 Repair	B4 Replacement	B5 Refurbishment	B6 Operational energy use	B7 Operational water use	C1 Deconstruction / demolition	C2 Transport	C3 Waste processing	C4 Disposal	D Reuse, recovery, recycling
 Use of renewable primary energy (PERE) [MJ] <sup>3</sup>	1,36E+00	1,48E-02	8,00E-02	ND	ND	ND	ND	ND	ND	ND	0	3,73E-03	0	3,42E-02	-1,37E-02
 Use of renewable primary energy resources used as raw materials (PERM) [MJ] <sup>3</sup>	7,62E-01	0	-7,09E-01	ND	ND	ND	ND	ND	ND	ND	0	0	0	0	0
 Total use of renewable primary energy resources (PERT) [MJ] <sup>3</sup>	2,12E+00	1,48E-02	-6,29E-01	ND	ND	ND	ND	ND	ND	ND	0	3,73E-03	0	3,42E-02	-1,37E-02
 Use of non-renewable primary energy (PENRE) [MJ] <sup>3</sup>	2,16E+01	2,10E-01	1,25E+00	ND	ND	ND	ND	ND	ND	ND	0	5,13E-02	0	2,10E-01	-1,28E+00
 Non-renewable primary energy resources used as raw materials (PENRM) [MJ] <sup>3</sup>	2,74E+01	0	3,20E-01	ND	ND	ND	ND	ND	ND	ND	0	0	0	0	0
 Total use of non-renewable primary energy resources (PENRT) [MJ] <sup>3</sup>	4,90E+01	2,10E-01	1,56E+00	ND	ND	ND	ND	ND	ND	ND	0	5,13E-02	0	2,10E-01	-1,28E+00
 Input of secondary material (SM) [kg]	0	0	0	ND	ND	ND	ND	ND	ND	ND	0	0	0	0	0
 Use of renewable secondary fuels (RSF) [MJ]	0	0	0	ND	ND	ND	ND	ND	ND	ND	0	0	0	0	0
 Use of non-renewable secondary fuels (NRSF) [MJ]	0	0	0	ND	ND	ND	ND	ND	ND	ND	0	0	0	0	0
 Use of net fresh water (FW) [m <sup>3</sup> ]	1,05E-02	1,63E-05	4,05E-03	ND	ND	ND	ND	ND	ND	ND	0	4,08E-06	0	5,30E-05	-2,81E-04

<sup>3</sup> From EPD International Construction Product PCR 1.3.2 (Annex 3). The option B was retained to calculate the primary energy use indicators.



## Waste Category & Output flows

		Product stage	Construction stage		Use stage							End of life stage				Benefits and loads beyond the life cycle
Waste Category & Output Flows		A1 / A2 / A3	A4 Transport	A5 Installation	B1 Use	B2 Maintenance	B3 Repair	B4 Replacement	B5 Refurbishment	B6 Operational	B7 Operational water	C1 Deconstruction / demolition	C2 Transport	C3 Waste processing	C4 Disposal	D Reuse, recovery, recycling
	Hazardous waste disposed (HWD) [kg]	5,92E-04	7,76E-13	2,99E-05	ND	ND	ND	ND	ND	ND	ND	0	1,59E-13	0	4,58E-12	4,57E-07
	Non-hazardous waste disposed (NHWD) [kg]	4,49E-02	3,02E-05	8,59E-02	ND	ND	ND	ND	ND	ND	ND	0	7,83E-06	0	1,05E+00	2,27E-02
	Radioactive waste disposed (RWD) [kg]	3,30E-04	2,71E-07	1,71E-05	ND	ND	ND	ND	ND	ND	ND	0	9,62E-08	0	2,39E-06	-2,67E-07
	Components for re-use (CRU) [kg]	0	0	4,59E-02	ND	ND	ND	ND	ND	ND	ND	0	0	0	0	0
	Materials for Recycling (MFR) [kg]	1,09E-03	0	2,69E-02	ND	ND	ND	ND	ND	ND	ND	0	0	0	0	0
	Material for Energy Recovery (MER) [kg]	0	0	0	ND	ND	ND	ND	ND	ND	ND	0	0	0	0	0
	Exported electrical energy (EEE) [MJ]	0	0	0	ND	ND	ND	ND	ND	ND	ND	0	0	0	0	0
	Exported thermal energy (EET) [MJ]	0	0	5,17E-02	ND	ND	ND	ND	ND	ND	ND	0	0	0	0	0

## Supplementary indicator for climate impact (according to PCR)

		Product stage	Construction stage		Use stage							End of life stage				Benefits and loads beyond the life cycle
Environmental indicators		A1 / A2 / A3	A4 Transport	A5 Installation	B1 Use	B2 Maintenance	B3 Repair	B4 Replacement	B5 Refurbishment	B6 Operational energy use	B7 Operational water use	C1 Deconstruction / demolition	C2 Transport	C3 Waste processing	C4 Disposal	D Reuse, recovery, recycling
	GWP-GHG / GWP-IOBC [kg CO <sub>2</sub> eq.] <sup>4</sup>	1,75E+00	1,53E-02	1,09E-01	ND	ND	ND	ND	ND	ND	ND	0	3,75E-03	0	1,56E-02	-1,69E-02

## Information on biogenic carbon content

		At factory gate
Biogenic Carbon Content in kg C		A1 / A2 / A3
	Biogenic carbon content in product [kg]	0
	Biogenic carbon content in packaging [kg]	2,08E-02

Note: 1 kg biogenic carbon is equivalent to 44/12 kg CO<sub>2</sub>.

The packaging contains biogenic carbon due to wooden pallet.

<sup>4</sup> The indicator includes all greenhouse gases included in GWP-total but excludes biogenic carbon dioxide uptake and emissions and biogenic carbon stored in the product. This indicator is thus almost equal to the GWP indicator originally defined in EN 15804:2012+A1:2013.

## Additional information:

### Indoor Environment

The product has a M1 Emission Classification of Building Materials. Document number: 3468/08.11.2023.

### Conversion to mass

All the results of this EPD refer to the declared unit of 1 liter of product. The following conversion factor to can be used to convert the results per 1 kg of product: 0,95.

### Transport to other countries

The transport to building site (A4) in the main result is based on Finland. For transport to other countries per declared unit, additional sets of results are provided below, based on the following data:

Country	Truck (km)	Ship (km)
Estonia	225	90
Latvia	540	90
Lithuania	825	90

	ESTONIA	LATVIA	LITHUANIA
	A4 Transport	A4 Transport	A4 Transport
Climate Change [kg CO <sub>2</sub> eq.]	1,82E-02	4,19E-02	6,33E-02
Climate Change (fossil) [kg CO <sub>2</sub> eq.]	1,80E-02	4,14E-02	6,26E-02
Climate Change (biogenic) [kg CO <sub>2</sub> eq.]	4,53E-05	1,07E-04	1,64E-04
Climate Change (land use change) [kg CO <sub>2</sub> eq.]	1,58E-04	3,77E-04	5,76E-04
Ozone depletion [kg CFC-11 eq.]	1,58E-15	3,65E-15	5,53E-15
Acidification terrestrial and freshwater [Mole of H <sup>+</sup> eq.]	6,41E-05	9,09E-05	1,16E-04
Eutrophication freshwater [kg P eq.]	6,22E-08	1,49E-07	2,27E-07
Eutrophication marine [kg N eq.]	1,71E-05	2,63E-05	3,45E-05
Eutrophication terrestrial [Mole of N eq.]	1,93E-04	3,01E-04	3,99E-04
Photochemical ozone formation - human health [kg NMVOC eq.]	4,67E-05	7,00E-05	9,11E-05
Resource use, mineral and metals [kg Sb eq.]	1,11E-09	2,66E-09	4,05E-09
Resource use, energy carriers [MJ]	2,47E-01	5,69E-01	8,62E-01
Water deprivation potential [m <sup>3</sup> world equiv.]	1,97E-04	4,71E-04	7,19E-04
Use of renewable primary energy (PERE) [MJ]	1,64E-02	3,93E-02	6,00E-02
Primary energy resources used as raw materials (PERM) [MJ]	0	0	0
Total use of renewable primary energy resources (PERT) [MJ]	1,64E-02	3,93E-02	6,00E-02
Use of non-renewable primary energy resources (PENRE) [MJ]	2,47E-01	5,71E-01	8,64E-01
Non-renewable primary energy resources used as raw materials (PENRM) [MJ] <sup>2</sup>	0	0	0
Total use of non-renewable primary energy resources (PENRT) [MJ]	2,47E-01	5,71E-01	8,64E-01
Input of secondary material (SM) [kg]	0	0	0
Use of renewable secondary fuels (RSF) [MJ]	0	0	0
Use of non-renewable secondary fuels (NRSF) [MJ]	0	0	0
Use of net fresh water (FW) [m <sup>3</sup> ]	1,81E-05	4,33E-05	6,60E-05
Hazardous waste disposed (HWD) [kg]	9,05E-13	2,10E-12	3,19E-12
Non-hazardous waste disposed (NHWD) [kg]	3,48E-05	8,15E-05	1,24E-04
Radioactive waste disposed (RWD) [kg]	3,17E-07	7,36E-07	1,11E-06
Components for re-use (CRU) [kg]	0	0	0
Materials for Recycling (MFR) [kg]	0	0	0
Material for Energy Recovery (MER) [kg]	0	0	0
Exported electrical energy (EEE) [MJ]	0	0	0
Exported thermal energy (EET) [MJ]	0	0	0
GWP-GHG / GWP-IOBC [kg CO <sub>2</sub> eq.]	1,82E-02	4,18E-02	6,31E-02



## References

1. ISO 14040:2006: Environmental Management-Life Cycle Assessment-Principles and framework.
2. ISO 14044:2006: Environmental Management-Life Cycle Assessment-Requirements and guidelines.
3. ISO 14025:2006: Environmental labels and Declarations-Type III Environmental Declarations-Principles and procedures.
4. EN 998-1:2016 Specification for mortar for masonry Rendering and plastering mortar
5. EN 15804:2012+A2:2019/AC:2021 - Sustainability of construction works - Environmental product declarations - Core rules for the product category of construction products
6. EPD International (2021) General Programme Instructions for the International EPD® System. Version 4.0. [www.environdec.com](http://www.environdec.com).
7. EN 15978 Sustainability of construction works - Assessment of environmental performance of buildings - Calculation method
8. The International EPD System PCR 2019:14 Construction products and Construction services. Version 1.3.2
9. European Chemical Agency, Candidate List of substances of very high concern for Authorization. <https://echa.europa.eu/candidate-list-table>
10. Project report for the verification of the Environmental Product Declaration of weber products, Saint-Gobain Finland Oy, 2024. LCA report-Mortar\_2024\_v1\_Parainen.docx